



RT 1070

70t capacity class
Rough terrain crane
Datasheet
metric



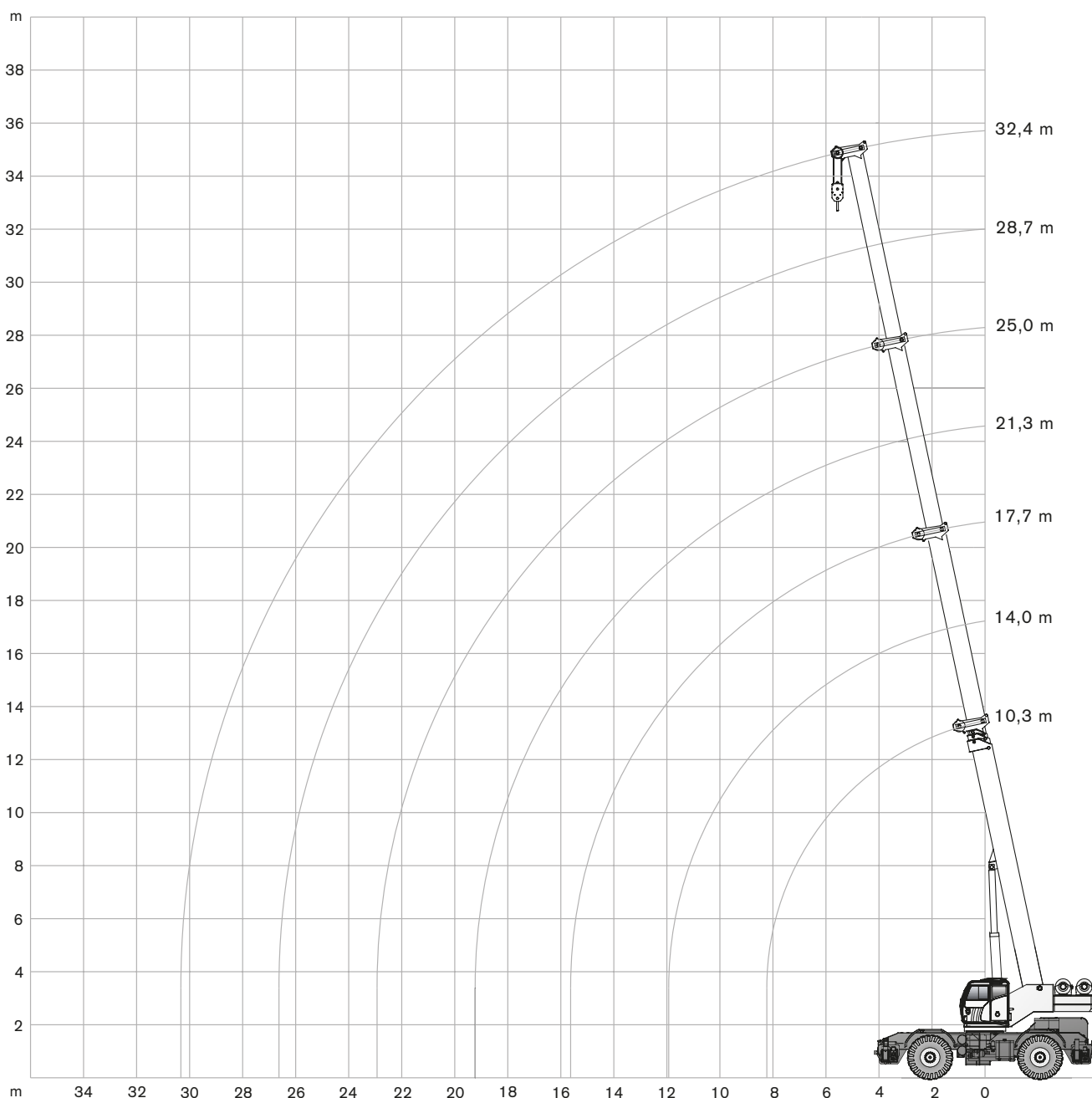
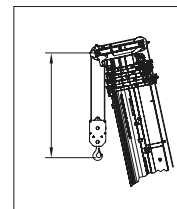
RT 1070

WORKS FOR YOU.™

RANGE DIAGRAM

RT 1070

DIAGRAMME DE CHARGE · ARBEITSBEREICH · CAMPO DI PORTATA ·
DIAGRAMA DE CARGA · GRÁFICO DE ALCANCE · ДИАГРАММА РАБОЧЕЙ ЗОНЫ



LOAD CHART

RT 1070

GRAPHIQUE DE CHARGE · TRAGLASTTABELLE · DIAGRAMMA DI CARICO ·
TABLA DE CARGA · TABELA DE CARGA · ТАБЛИЦА НАГРУЗОК

		8,0 t		7,30 x 7,30 m		360°		EUROPEAN STANDARD EN 13000							
		10,3 m		14,0 m		17,7 m		21,3 m		25,0 m		28,7 m		32,4 m	
		t		t		t		t		t		t		t	
m															
2,5		70,00	52,40	39,30	-	-	-	-	-	-	-	-	-	-	2,5
3,0		65,00	53,80	35,70	31,50	-	-	-	-	-	-	-	-	-	3,0
3,5		60,00	55,30	32,70	29,70	27,70	-	-	-	-	-	-	-	-	3,5
4,0		49,30	48,30	33,80	27,40	25,50	24,10	-	-	-	-	-	-	-	4,0
4,5		41,40	40,90	31,20	25,40	23,60	22,40	-	-	-	-	-	-	-	4,5
5,0		36,00	36,00	28,50	24,70	22,00	20,80	13,80	-	-	-	-	-	-	5,0
6,0		31,50	30,10	25,50	21,80	19,30	18,20	14,10	-	-	-	-	-	-	6,0
7,0		25,00	28,30	21,50	19,00	17,00	16,20	14,40	-	-	-	-	-	-	7,0
8,0		20,60	26,60	18,60	16,90	15,20	14,50	13,20	-	-	-	-	-	-	8,0
9,0		-	22,50	16,80	14,70	13,70	13,00	12,00	-	-	-	-	-	-	9,0
10,0		-	16,60	14,60	13,50	12,50	11,80	11,00	-	-	-	-	-	-	10,0
11,0		-	14,70	13,30	12,10	11,40	10,80	10,20	-	-	-	-	-	-	11,0
12,0		-	-	11,50	11,10	10,40	9,90	9,50	-	-	-	-	-	-	12,0
13,0		-	-	10,30	10,20	9,60	9,10	8,80	-	-	-	-	-	-	13,0
14,0		-	-	9,70	9,20	8,80	8,40	8,10	-	-	-	-	-	-	14,0
15,0		-	-	9,10	7,70	8,20	7,80	7,50	-	-	-	-	-	-	15,0
16,0		-	-	-	6,80	7,20	7,20	7,00	-	-	-	-	-	-	16,0
17,0		-	-	-	6,00	6,30	6,70	6,50	-	-	-	-	-	-	17,0
18,0		-	-	-	5,70	5,60	6,00	6,10	-	-	-	-	-	-	18,0
19,0		-	-	-	5,30	5,10	5,60	5,70	-	-	-	-	-	-	19,0
20,0		-	-	-	-	4,60	5,00	5,30	-	-	-	-	-	-	20,0
21,0		-	-	-	-	4,10	4,70	4,60	-	-	-	-	-	-	21,0
22,0		-	-	-	-	3,70	4,50	4,10	-	-	-	-	-	-	22,0
23,0		-	-	-	-	-	4,30	3,80	-	-	-	-	-	-	23,0
24,0		-	-	-	-	-	3,50	3,50	-	-	-	-	-	-	24,0
25,0		-	-	-	-	-	3,20	3,20	-	-	-	-	-	-	25,0
26,0		-	-	-	-	-	3,20	2,90	-	-	-	-	-	-	26,0
27,0		-	-	-	-	-	-	2,60	-	-	-	-	-	-	27,0
28,0		-	-	-	-	-	-	2,40	-	-	-	-	-	-	28,0
29,0		-	-	-	-	-	-	2,20	-	-	-	-	-	-	29,0
30,0		-	-	-	-	-	-	2,00	-	-	-	-	-	-	30,0

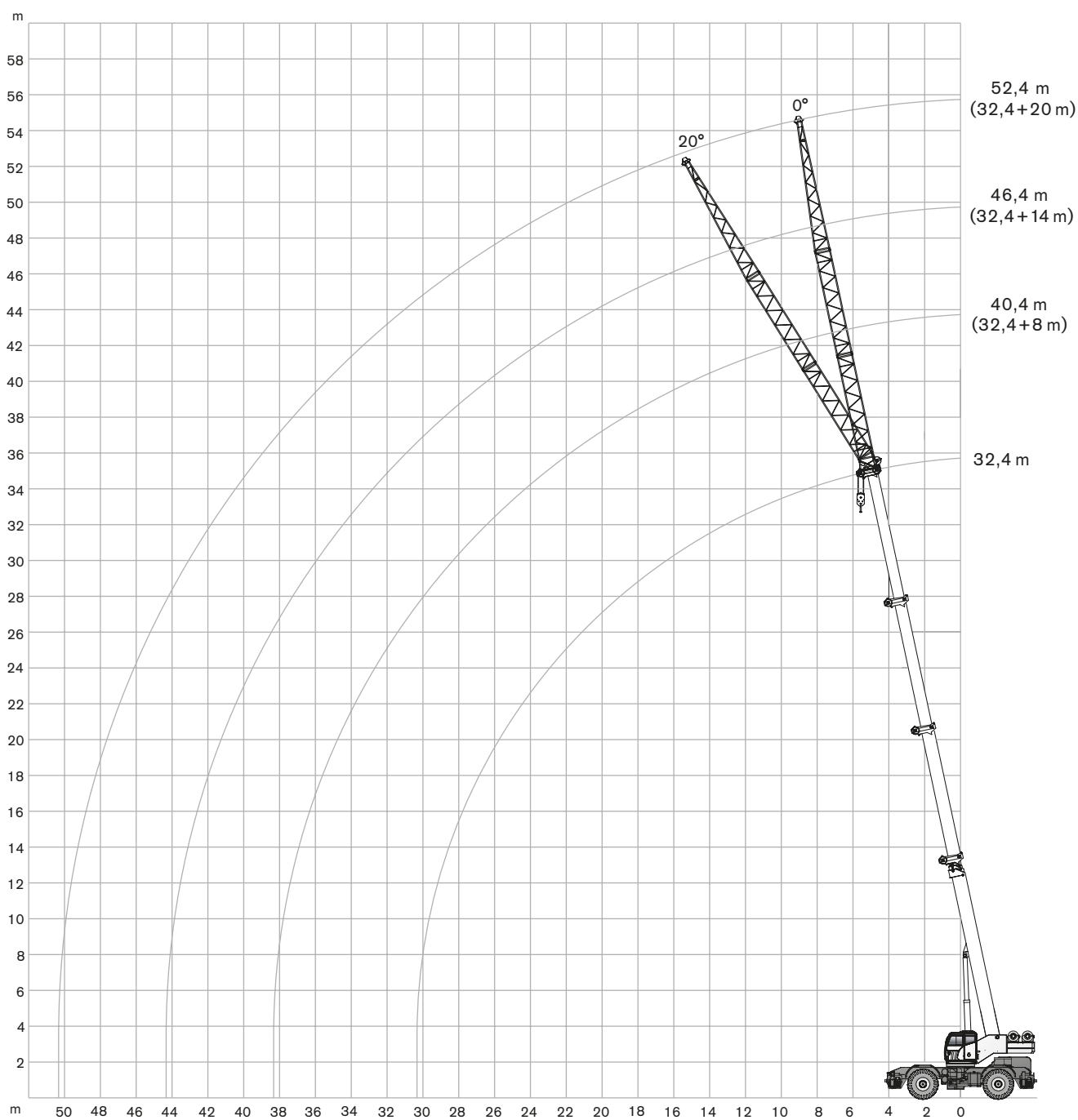
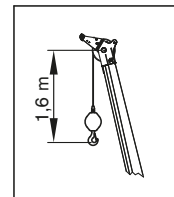
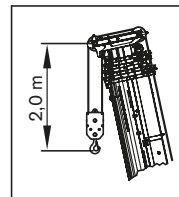
Mode 1

Mode 2

RANGE DIAGRAM

RT 1070











DIAGRAMME DE CHARGE · ARBEITSBEREICH · CAMPO DI PORTATA ·
 DIAGRAMA DE CARGA · GRÁFICO DE ALCANCE · ДИАГРАММА РАБОЧЕЙ ЗОНЫ



LOAD CHART

RT 1070

GRAPHIQUE DE CHARGE · TRAGLASTTABELLE · DIAGRAMMA DI CARICO ·
TABLA DE CARGA · TABELA DE CARGA · ТАБЛИЦА НАГРУЗОК

    EUROPEAN STANDARD EN 13000										
 32,4 m										
		8 m			14 m			20 m		
		0°	20°		0°	20°		0°	20°	
m	t	t	t	t	t	t	t	t	m	
6,0	6,50	-	-	-	-	-	-	-	6,0	
7,0	6,50	-	-	-	-	-	-	-	7,0	
8,0	6,50	-	-	3,30	-	2,00	-	-	8,0	
9,0	6,20	3,20	-	3,30	-	2,00	-	-	9,0	
10,0	5,90	3,20	-	3,30	-	2,00	-	-	10,0	
11,0	5,60	3,10	-	3,15	-	2,00	-	-	11,0	
12,0	5,30	3,00	-	3,00	1,65	2,00	-	-	12,0	
13,0	5,05	2,95	-	2,80	1,60	1,90	-	-	13,0	
14,0	4,80	2,90	-	2,70	1,60	1,80	-	-	14,0	
15,0	4,55	2,85	-	2,60	1,55	1,70	0,95	-	15,0	
16,0	4,30	2,80	-	2,50	1,50	1,60	0,90	-	16,0	
17,0	4,10	2,75	-	2,40	1,50	1,50	0,90	-	17,0	
18,0	3,90	2,70	-	2,30	1,45	1,45	0,85	-	18,0	
19,0	3,60	2,65	-	2,20	1,45	1,40	0,85	-	19,0	
20,0	3,30	2,60	-	2,10	1,40	1,35	0,80	-	20,0	
21,0	3,00	2,45	-	2,00	1,40	1,30	0,80	-	21,0	
22,0	2,75	2,30	-	1,90	1,35	1,25	0,80	-	22,0	
23,0	2,40	2,15	-	1,80	1,30	1,20	0,75	-	23,0	
24,0	2,05	2,05	-	1,75	1,30	1,15	0,75	-	24,0	
25,0	1,85	1,80	-	1,65	1,25	1,10	0,70	-	25,0	
26,0	1,65	1,60	-	1,60	1,20	1,07	0,70	-	26,0	
27,0	1,45	1,45	-	1,50	1,15	1,05	0,70	-	27,0	
28,0	1,30	1,30	-	1,40	1,10	1,00	0,70	-	28,0	
29,0	1,20	1,15	-	1,35	1,05	0,95	0,65	-	29,0	
30,0	1,10	1,00	-	1,30	1,00	0,90	0,65	-	30,0	
31,0	1,00	0,85	-	1,20	0,90	0,85	0,60	-	31,0	
32,0	0,90	0,70	-	1,10	0,85	0,80	0,60	-	32,0	
33,0	0,80	0,65	-	1,00	0,80	0,70	0,50	-	33,0	
34,0	0,75	0,60	-	0,90	0,75	0,60	0,45	-	34,0	
35,0	0,70	0,55	-	0,80	0,70	0,55	0,40	-	35,0	
36,0	0,70	0,50	-	0,70	0,65	0,50	0,35	-	36,0	
37,0	0,65	0,50	-	0,60	0,60	0,45	0,35	-	37,0	
38,0	0,60	0,50	-	0,50	0,55	0,40	0,30	-	38,0	
39,0	-	-	-	0,45	0,50	0,35	0,30	-	39,0	
40,0	-	-	-	0,40	0,45	0,30	0,25	-	40,0	
41,0	-	-	-	0,35	0,40	0,25	0,20	-	41,0	
42,0	-	-	-	0,30	0,30	0,20	0,20	-	42,0	
43,0	-	-	-	-	-	-	0,20	-	43,0	